

National Deuteration Facility

Product List

March 2024

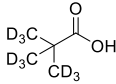
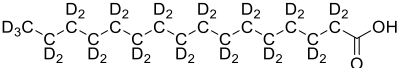
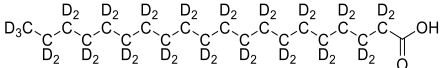
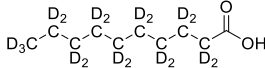
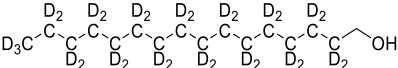
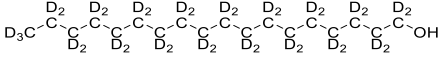
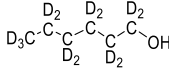
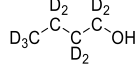
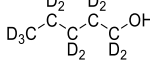
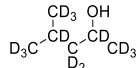
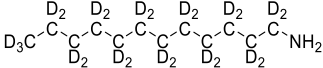
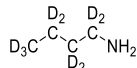
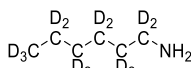
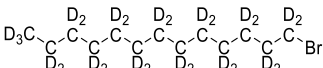
CONTENTS

NDF-A.	Carboxylic acids, alcohols, amines, alkyl halides, thiols, alkanes	2
NDF-B.	Aromatic compounds	7
NDF-C.	Sugars and related compounds.....	15
NDF-D.	Ionic compounds/surfactants.....	17
NDF-E.	Phospholipids	20
NDF-F.	Silicon containing compounds	24
NDF-G.	Glycols and related compounds	24
NDF-H.	Glycerides	25
NDF-I.	Sterols.....	27
NDF-J.	Miscellaneous.....	28
NDF-K.	Biopolymers	32
NDF-L.	Proteins	33

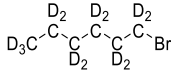
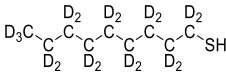
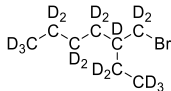
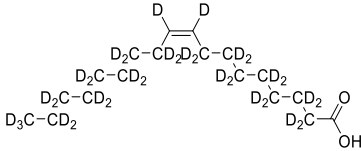
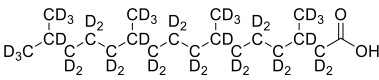
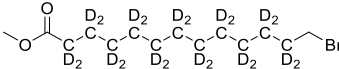
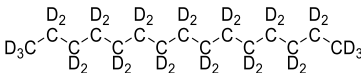
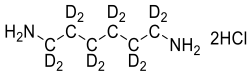
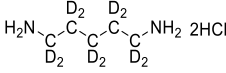
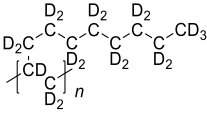
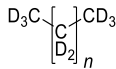
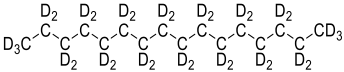
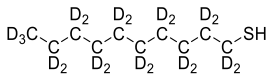
NDF-A. Carboxylic acids, alcohols, amines, alkyl halides, thiols, alkanes

Product code	Compound name/synonyms Publication links	Chemical structure
NDF-A-001	Pentanedioic acid- <i>d</i> ₆ Glutaric acid- <i>d</i> ₆	
NDF-A-002	Hexanedioic acid- <i>d</i> ₈ Adipic acid- <i>d</i> ₈	
NDF-A-003	Heptanedioic acid- <i>d</i> ₁₀ Pimelic acid- <i>d</i> ₁₀	
NDF-A-004	Octanedioic acid- <i>d</i> ₁₂ Suberic acid- <i>d</i> ₁₂	
NDF-A-005	Dodecanedioic acid- <i>d</i> ₂₀	
NDF-A-006	Azelaic acid- <i>d</i> ₁₄ http://dx.doi.org/10.1002/jlcr.3088	
NDF-A-007	Nonanoic acid- <i>d</i> ₁₇ http://dx.doi.org/10.1002/jlcr.3088	
NDF-A-008	Pentanoic acid- <i>d</i> ₉	
NDF-A-009	Octanoic acid- <i>d</i> ₁₅ Caprylic acid- <i>d</i> ₁₅ http://dx.doi.org/10.1016/j.eurpolymj.2018.05.031 https://doi.org/10.1016/j.jcis.2014.11.026 http://dx.doi.org/10.1039/C4SC02064B	
NDF-A-010	Octadecanoic acid- <i>d</i> ₃₅ 1-Heptadecanecarboxylic acid- <i>d</i> ₃₅ Stearic acid- <i>d</i> ₃₅ https://doi.org/10.1016/j.colsurfb.2019.110362 http://dx.doi.org/10.1039/C5CP02702K	
NDF-A-011	Dodecanoic acid- <i>d</i> ₂₃ Lauric acid- <i>d</i> ₂₃ https://doi.org/10.1016/j.jcis.2014.11.026	
NDF-A-012	Tetradecanoic acid- <i>d</i> ₂₇ Myristic acid- <i>d</i> ₂₇ https://doi.org/10.1016/j.jcis.2014.11.026	
NDF-A-013	Hexanoic acid- <i>d</i> ₁₁ https://doi.org/10.1016/j.tetlet.2013.03.031	

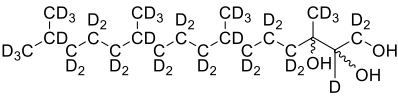
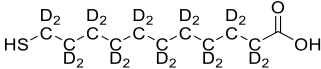
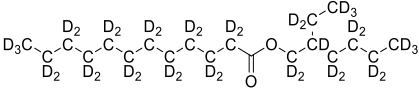
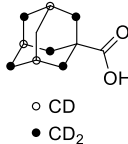
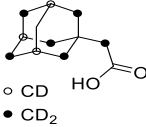
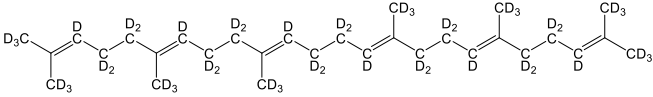
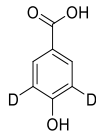
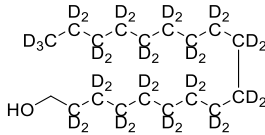
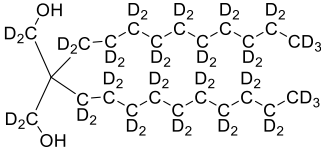
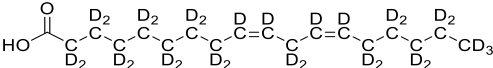
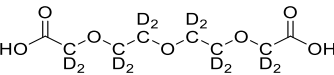
NDF-A. Carboxylic acids, alcohols, amines, alkyl halides, thiols, alkanes

Product code	Compound name/synonyms Publication links	Chemical structure
NDF-A-014	2,2-Dimethylpropionic acid- <i>d</i> ₉ Trimethylacetic acid- <i>d</i> ₉ Pivalic acid- <i>d</i> ₉	
NDF-A-015	Hexadecanoic acid- <i>d</i> ₃₁ Palmitic acid- <i>d</i> ₃₁ https://doi.org/10.1016/j.colsurfb.2019.110362 https://doi.org/10.1039/C7CE01303E http://dx.doi.org/10.1002/cplu.201500452	
NDF-A-016	Arachidic acid- <i>d</i> ₃₉ Eicosanoic acid- <i>d</i> ₃₉	
NDF-A-017	Decanoic acid- <i>d</i> ₁₉ https://doi.org/10.1016/j.chemphyslip.2015.06.007	
NDF-A-018	1-Hexadecanol- <i>d</i> ₃₁	
NDF-A-019	1-Octadecanol- <i>d</i> ₃₇ Steryl alcohol- <i>d</i> ₃₇ http://dx.doi.org/10.1021/la400143k	
NDF-A-020	1-Hexanol- <i>d</i> ₁₃	
NDF-A-021	1-Butanol- <i>d</i> ₉	
NDF-A-022	1-Pentanol- <i>d</i> ₁₁	
NDF-A-023	4-Methyl-2-pentanol- <i>d</i> ₁₃	
NDF-A-024	Dodecylamine- <i>d</i> ₂₅	
NDF-A-025	1-Butylamine- <i>d</i> ₉ https://doi.org/10.1016/j.tetlet.2013.03.031	
NDF-A-026	1-Hexylamine- <i>d</i> ₁₃ https://doi.org/10.1016/j.tetlet.2013.03.031	
NDF-A-027	1-Bromotridecane- <i>d</i> ₂₇	

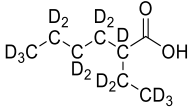
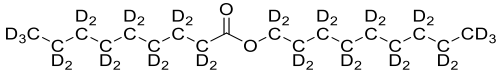
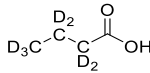
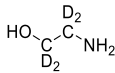
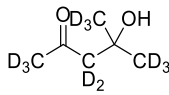
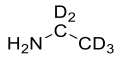
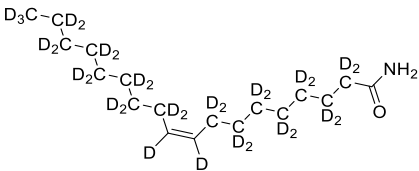
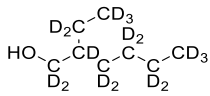
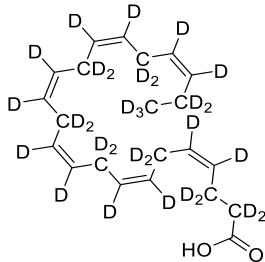
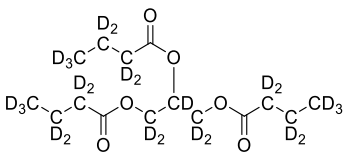
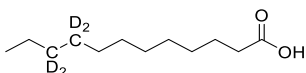
NDF-A. Carboxylic acids, alcohols, amines, alkyl halides, thiols, alkanes

Product code	Compound name/synonyms Publication links	Chemical structure
NDF-A-028	1-Bromohexane- <i>d</i> ₁₃	
NDF-A-029	Nonane-1-thiol- <i>d</i> ₁₉	
NDF-A-030	2-Ethylhexyl bromide- <i>d</i> ₁₇	
NDF-A-031	Oleic acid- <i>d</i> ₃₃ http://dx.doi.org/10.1002/cplu.201500452 http://dx.doi.org/10.1002/jlcr.3088	
NDF-A-032	Phytanic acid- <i>d</i> ₃₉ https://doi.org/10.1016/j.jcis.2018.09.022 https://doi.org/10.1016/j.chemphyslip.2014.04.004	
NDF-A-033	Methyl 13-bromotridecanoate- <i>d</i> ₂₂	
NDF-A-034	Pentadecane- <i>d</i> ₃₂	
NDF-A-035	Hexamethalenediamine- <i>d</i> ₁₂ .2HCl	
NDF-A-036	Pentamethylenediamine- <i>d</i> ₁₀ .2HCl	
NDF-A-037	Deuterated poly (1-decene) http://dx.doi.org/10.1039/D0PY00690D	
NDF-A-038	Deuterated mineral oil http://dx.doi.org/10.1039/D0PY00690D	 Mixture of deuterated higher alkanes
NDF-A-039	Hexadecane- <i>d</i> ₃₄	
NDF-A-040	Decane-1-thiol- <i>d</i> ₂₁	

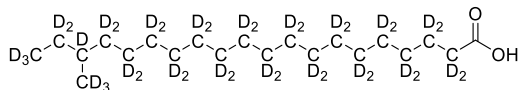
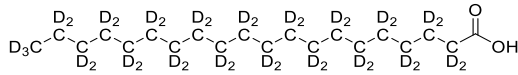
NDF-A. Carboxylic acids, alcohols, amines, alkyl halides, thiols, alkanes

Product code	Compound name/synonyms Publication links	Chemical structure
NDF-A-041	Phytantriol- <i>d</i> ₃₉ https://doi.org/10.1016/j.jcis.2018.09.022 http://dx.doi.org/10.3389/fchem.2020.619470	
NDF-A-042	11-mercaptoundecanoic acid- <i>d</i> ₂₀ https://doi.org/10.1021/acs.chemmater.9b01209 http://dx.doi.org/10.1038/s41467-018-03699-7	
NDF-A-043	(2-Ethylhexyl)laurate- <i>d</i> ₄₀ https://doi.org/10.1038/s41598-022-22504-6	
NDF-A-044	Adamantane carboxylic acid- <i>d</i> ₁₅	
NDF-A-045	Adamantane acetic acid- <i>d</i> ₁₇	
NDF-A-046	Squalene- <i>d</i> ₅₀	
NDF-A-047	<i>d</i> ₂ , <i>d</i> ₄ -Hydroxybenzoic acid	
NDF-A-048	Stearyl alcohol- <i>d</i> ₃₅	
NDF-A-049	2,2-Didecylpropane-1,3-diol- <i>d</i> ₄₆	
NDF-A-050	Linoleic acid- <i>d</i> ₃₁ https://doi.org/10.1002/adsc.202200616	
NDF-A-051	3,6,9-trioxaundecanedioic acid- <i>d</i> ₁₂	

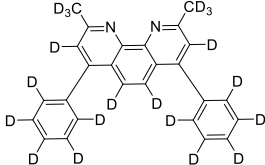
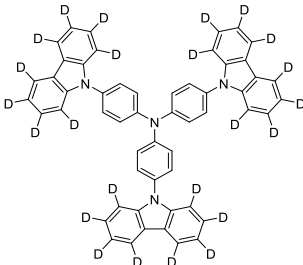
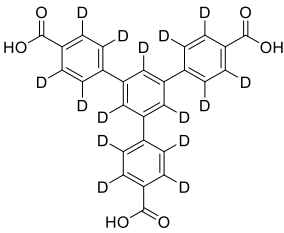
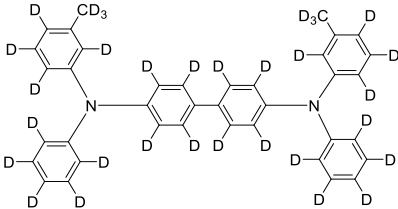
NDF-A. Carboxylic acids, alcohols, amines, alkyl halides, thiols, alkanes

Product code	Compound name/synonyms Publication links	Chemical structure
NDF-A-052	2-ethylhexanoic acid- <i>d</i> ₁₅	
NDF-A-053	Nonyl nonanoate- <i>d</i> ₃₆	
NDF-A-054	Butyric acid- <i>d</i> ₇ Butanoic acid- <i>d</i> ₇	
NDF-A-055	Ethanolamine- <i>d</i> ₄	
NDF-A-056	Diacetone alcohol- <i>d</i> ₁₁	
NDF-A-057	Ethylamine- <i>d</i> ₅ (Supplied in D ₂ O)	
NDF-A-058	Oleamide- <i>d</i> ₃₃	
NDF-A-059	2-Ethylhexan-1-ol- <i>d</i> ₁₇	
NDF-A-060	DHA	
NDF-A-061	Tributyryn- <i>d</i> ₂₆	
NDF-A-062	Dodecanoic-9,9,10,10- <i>d</i> ₄ acid Lauric acid- <i>d</i> ₄	

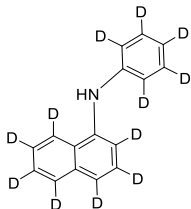
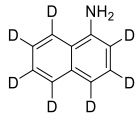
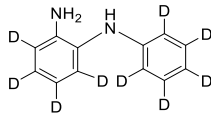
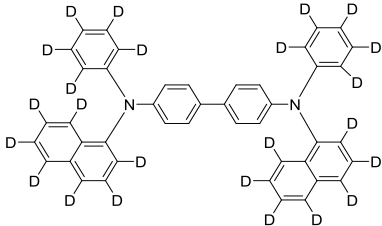
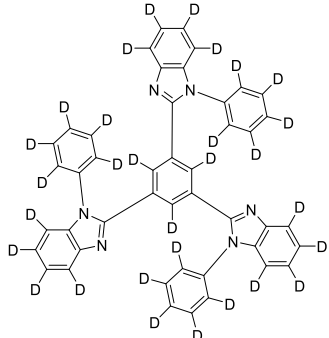
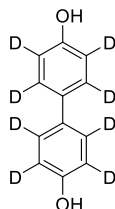
NDF-A. Carboxylic acids, alcohols, amines, alkyl halides, thiols, alkanes

Product code	Compound name/synonyms Publication links	Chemical structure
NDF-A-063	18-Methyleicosanoic- <i>d</i> ₄₁ acid	
NDF-A-064	Eicosanoic- <i>d</i> ₃₉ acid	

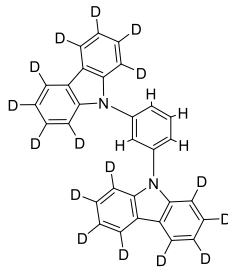
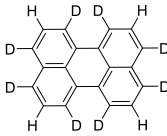
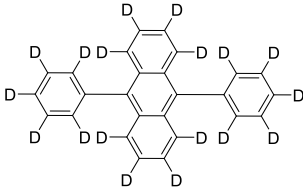
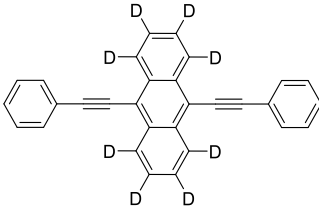
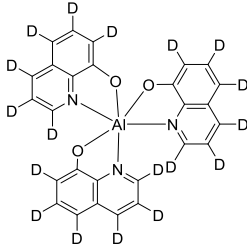
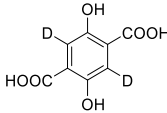
NDF-B. Aromatic compounds

Product code	Compound name/s and publication links	Chemical structure
NDF-B-001	Bathocuproine- <i>d</i> ₂₀ BCP- <i>d</i> ₂₀ 2,9-Dimethyl-4,7-diphenyl-1,10-phenanthroline- <i>d</i> ₂₀ https://doi.org/10.1016/j.tetlet.2011.12.032 https://doi.org/10.1002/admi.201700872 https://doi.org/10.1002/sdtp.11839 https://doi.org/10.1016/j.aca.2016.05.003 https://doi.org/10.1002/admi.201600184 http://dx.doi.org/10.1002/adma.201104029 http://dx.doi.org/10.1002/adfm.201002365	
NDF-B-002	Tris(4-carbazoyl-9-ylphenyl)amine- <i>d</i> ₂₄ TCTA- <i>d</i> ₂₄ https://doi.org/10.1016/j.tetlet.2011.12.032 https://doi.org/10.1021/acsami.7b15542 http://dx.doi.org/10.1002/adma.201104029 http://dx.doi.org/10.1002/adfm.201002365	
NDF-B-003	1,3,5-Tris(4-carboxyphenyl)benzene- <i>d</i> ₁₅ BTB- <i>d</i> ₁₅ https://doi.org/10.1002/anie.201311055	
NDF-B-004	<i>N,N'</i> -Bis(3-methylphenyl)- <i>N,N'</i> -diphenylbenzidine- <i>d</i> ₃₂ TPD- <i>d</i> ₃₂ https://doi.org/10.1002/admi.201700872 https://doi.org/10.1002/sdtp.11839 https://doi.org/10.1002/admi.201600184	

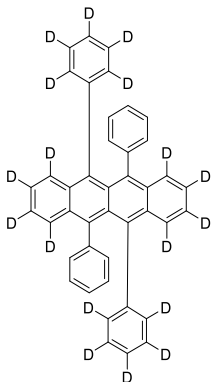
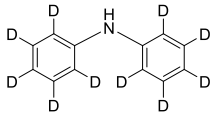
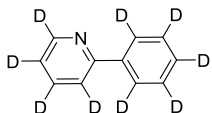
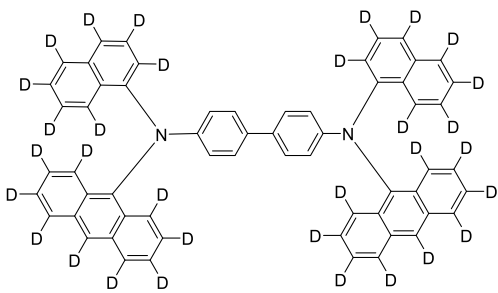
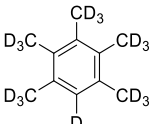
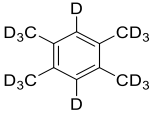
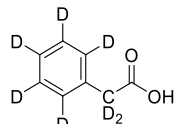
NDF-B. Aromatic compounds

Product code	Compound name/s and publication links	Chemical structure
NDF-B-005	<i>N</i> -Phenyl-naphthylamine- <i>d</i> ₁₂ https://doi.org/10.3390/molecules191118604	
NDF-B-006	1-Naphthylamine- <i>d</i> ₇ https://doi.org/10.3390/molecules191118604	
NDF-B-007	<i>N</i> -Phenyl- <i>o</i> -phenylenediamine- <i>d</i> ₉ https://doi.org/10.3390/molecules191118604	
NDF-B-008	<i>N,N'</i> -Di(1-naphthyl)- <i>N,N'</i> -diphenyl-(1,1'-biphenyl)-4,4'-diamine- <i>d</i> ₂₄ NPD- <i>d</i> ₂₄ NPB- <i>d</i> ₂₄ https://doi.org/10.1021/acsami.7b01450 https://doi.org/10.1002/admi.201600184	
NDF-B-009	2,2',2''-(1,3,5-Benzinetriyl)-tris(1-phenyl-1- <i>H</i> -benzimidazole)- <i>d</i> ₃₀ TPBi- <i>d</i> ₃₀ https://doi.org/10.1021/acsami.7b01450 https://doi.org/10.1002/admi.201600184	
NDF-B-010	Biphenol- <i>d</i> ₈ https://doi.org/10.1021/acs.chemmater.5b04538	

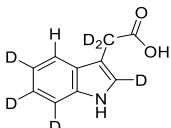
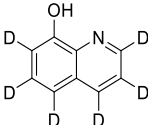
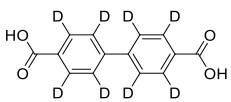
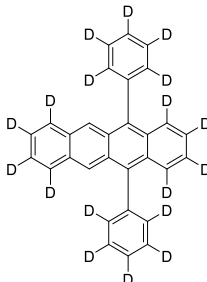
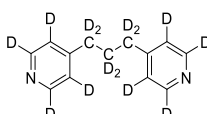
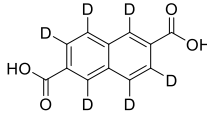
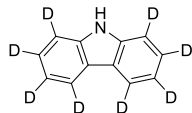
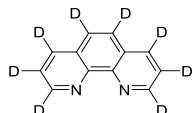
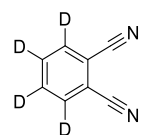
NDF-B. Aromatic compounds

Product code	Compound name/s and publication links	Chemical structure
NDF-B-011	1,3-Bis(<i>N</i> -carbazolyl)benzene mCP- <i>d</i> ₁₆	
NDF-B-012	Perylene- <i>d</i> ₈ https://doi.org/10.1021/acs.jpcclett.5b01271	
NDF-B-013	9,10-Diphenyl anthracene- <i>d</i> ₁₈	
NDF-B-014	9,10-Diphenylethenyl-anthracene- <i>d</i> ₈	
NDF-B-015	Alq ₃ - <i>d</i> ₁₈ Tris-(8-hydroxyquinoline) aluminium- <i>d</i> ₁₈ https://doi.org/10.1021/acsami.7b01450	
NDF-B-016	DHTPA- <i>d</i> ₂ 2,5-Dihydroxyterephthalic acid- <i>d</i> ₂ 2,5-Dihydroxy-1,4-benzenedicarboxylic acid- <i>d</i> ₂ http://dx.doi.org/10.1039/C4SC02064B	

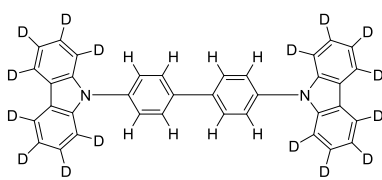
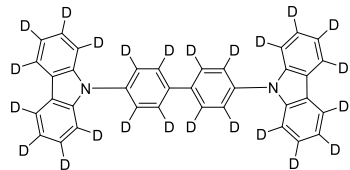
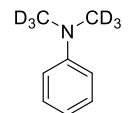
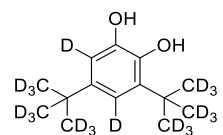
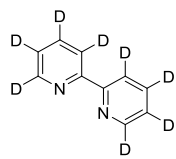
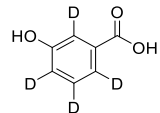
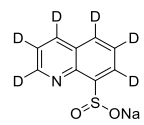
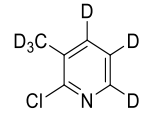
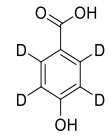
NDF-B. Aromatic compounds

Product code	Compound name/s and publication links	Chemical structure
NDF-B-017	Rubrene- d_{18} 5,6,11,12-Tetraphenyltetracene- d_{18}	
NDF-B-018	Diphenylamine- d_{10} https://doi.org/10.3390/molecules191118604	
NDF-B-019	2-Phenylpyridine- d_9	
NDF-B-020	NAD- d_{32} https://doi.org/10.1021/acscami.7b01450	
NDF-B-021	1,2,3,4,5-Pentamethylbenzene- d_{16}	
NDF-B-022	Durene- d_{14} https://doi.org/10.1016/j.aca.2016.05.003	
NDF-B-023	Phenylacetic acid- d_7 https://doi.org/10.1021/acs.chemmater.9b01209 http://dx.doi.org/10.1038/s41467-018-03699-7	

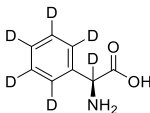
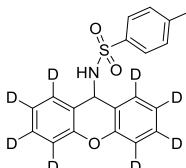
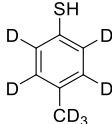
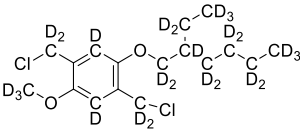
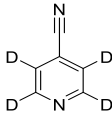
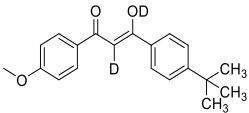
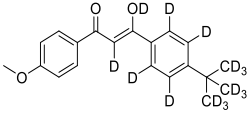
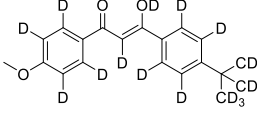
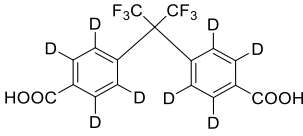
NDF-B. Aromatic compounds

Product code	Compound name/s and publication links	Chemical structure
NDF-B-024	Indole-3-acetic acid- d_6	
NDF-B-025	8-Hydroxyquinoline- d_6	
NDF-B-026	4,4'-Biphenyldicarboxylic acid- d_8	
NDF-B-027	5,12-Diphenyltetracene- d_{18}	
NDF-B-028	4,4'-Trimethylenedipyridine- d_{14}	
NDF-B-029	2,6-Naphthedicarboxylic acid- d_6	
NDF-B-030	Carbazole- d_8 https://doi.org/10.1016/j.tetlet.2011.12.032	
NDF-B-031	Phenanthroline- d_8	
NDF-B-032	Phthalonitrile- d_4	

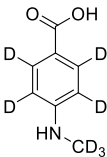
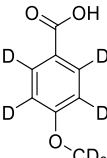
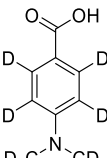
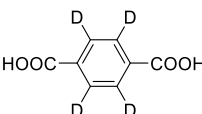
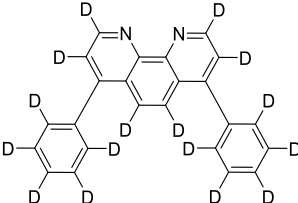
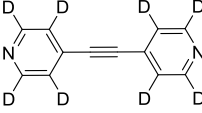
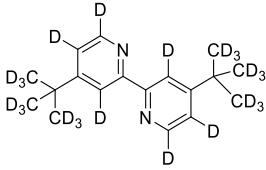
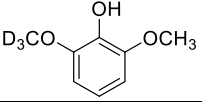
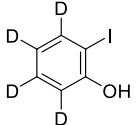
NDF-B. Aromatic compounds

Product code	Compound name/s and publication links	Chemical structure
NDF-B-033	4,4'-Bis(<i>N</i> -carbazolyl)-1,1'-biphenyl- <i>d</i> ₁₆ CBP- <i>d</i> ₁₆	
NDF-B-034	4,4'-Bis(<i>N</i> -carbazolyl)-1,1'-biphenyl- <i>d</i> ₂₄ CBP- <i>d</i> ₂₄ https://doi.org/10.1021/acsami.7b15542 http://dx.doi.org/10.1002/adfm.201002365 http://dx.doi.org/10.1021/acsami.1c05940	
NDF-B-035	Dimethylaniline- <i>d</i> ₆	
NDF-B-036	3,5-di- <i>tert</i> -Butylcatechol- <i>d</i> ₂₀	
NDF-B-037	2,2'-Bipyridine- <i>d</i> ₈ https://doi.org/10.1021/acs.inorgchem.2c0345 <i>Z</i>	
NDF-B-038	3-Hydroxybenzoic acid- <i>d</i> ₄	
NDF-B-039	8-Quinoline sulfonic acid- <i>d</i> ₆	
NDF-B-040	2-Chloro-3-methylpyridine- <i>d</i> ₆ http://dx.doi.org/10.1088/1361-648X/aabdf9	
NDF-B-041	4-Hydroxybenzoic acid- <i>d</i> ₄ https://doi.org/10.1017/S0885715617000720	

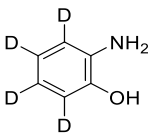
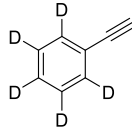
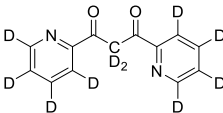
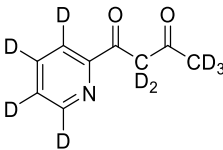
NDF-B. Aromatic compounds

Product code	Compound name/s and publication links	Chemical structure
NDF-B-042	Phenylglycine- d_6	
NDF-B-043	4-Methyl-N-(9H-xanthen-9yl) benzenesulfonamide- d_8	
NDF-B-044	4-Methylbenzenethiol- d_7	
NDF-B-045	MEH PPV monomer- d_{26} http://dx.doi.org/10.1039/C9TC05322K http://dx.doi.org/10.1002/anie.202002477 http://dx.doi.org/10.1103/PhysRevApplied.15.064001 http://dx.doi.org/10.1038/s41467-020-20148-6 https://doi.org/10.1103/PhysRevB.108.035201	
NDF-B-046	4-Cyanopyridine- d_4	
NDF-B-047	Avobenzene- d_2 http://dx.doi.org/10.1039/D0PP00265H	
NDF-B-048	Avobenzene- d_{15}	
NDF-B-049	Avobenzene- d_{19}	
NDF-B-050	Hexafluoroisopropylidenebisbenzoic- d_8 acid	

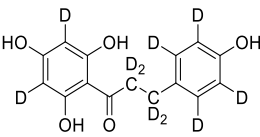
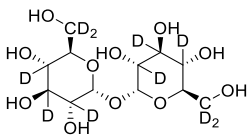
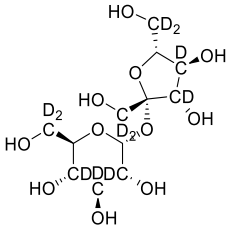
NDF-B. Aromatic compounds

Product code	Compound name/s and publication links	Chemical structure
NDF-B-051	4-((Methyl- d_3)amino)benzoic- d_4 acid	
NDF-B-052	4-(Methoxy- d_3)benzoic- d_4 acid http://dx.doi.org/10.1002/chem.202201366	
NDF-B-053	4-(bis(Methyl- d_3)amino)benzoic- d_4 acid	
NDF-B-054	Terephthalic acid- d_4	
NDF-B-055	Bathophenanthroline- d_{16}	
NDF-B-056	Bis(4-pyridyl)acetylene- d_8 BPAC- d_8	
NDF-B-057	4,4'-Di-tert-butyl-2,2'-bipyridine- d_{24} 4,4'-Di-tert-butyl-2,2'-dipyridyl- d_{24}	
NDF-B-058	Syringol- d_3	
NDF-B-059	2-Iodophenol- d_4	

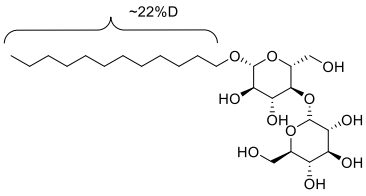
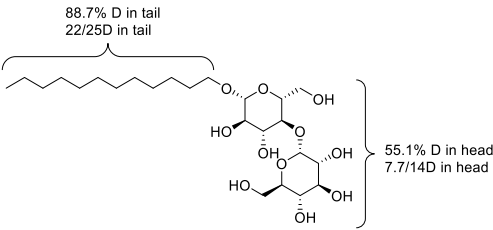
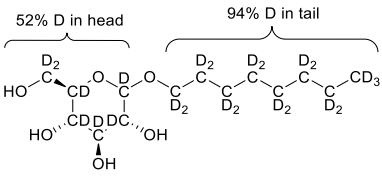
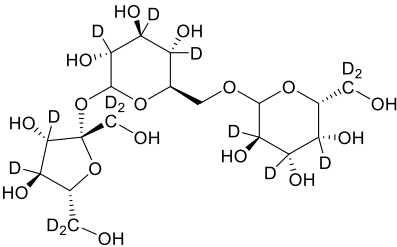
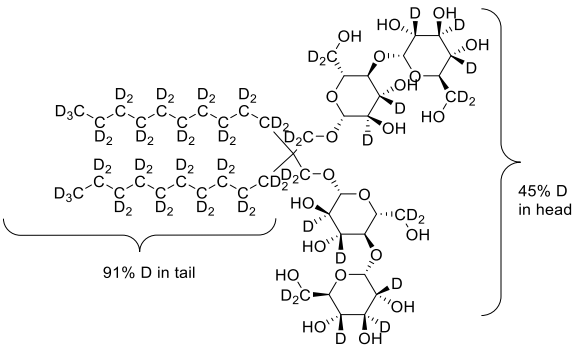
NDF-B. Aromatic compounds

Product code	Compound name/s and publication links	Chemical structure
NDF-B-060	2-Aminophenol- <i>d</i> ₄	
NDF-B-061	Phenyl- <i>d</i> ₅ -acetylene	
NDF-B-062	1,3-Di(pyridin-2-yl)propane-1,3-dione- <i>d</i> ₁₀	
NDF-B-063	1-(2-Pyridinyl)-1,3-butanedione- <i>d</i> ₉	

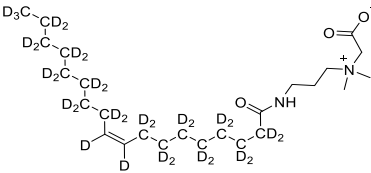
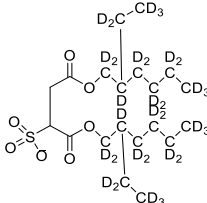
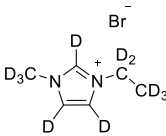
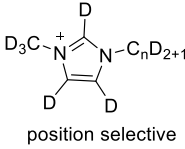
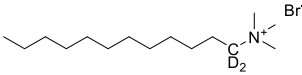
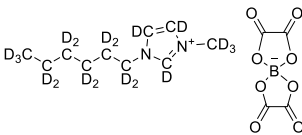
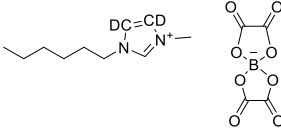
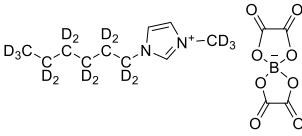
NDF-C. Sugars and related compounds

Product code	Compound name/s and publication links	Chemical structure
NDF-C-001	Phloretin- <i>d</i> ₁₀	
NDF-C-002	Trehalose- <i>d</i> ₁₀ http://dx.doi.org/10.1021/acs.langmuir.5b02127 https://doi.org/10.1098/rsif.2014.0069	
NDF-C-003	Sucrose- <i>d</i> ₁₁ http://dx.doi.org/10.1021/acs.langmuir.5b02127	

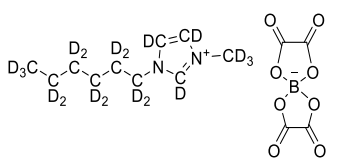
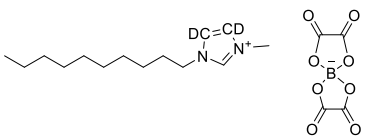
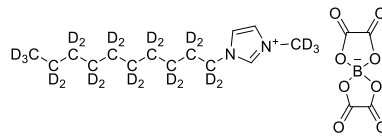
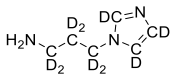
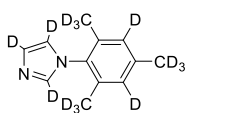
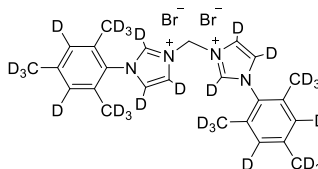
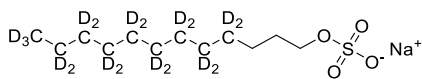
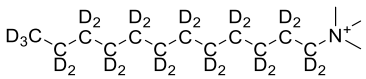
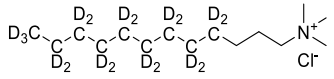
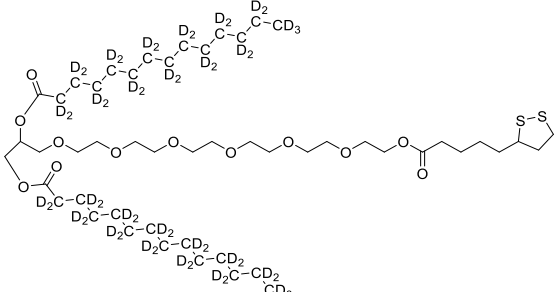
NDF-C. Sugars and related compounds

Product code	Compound name/s and publication links	Chemical structure
NDF-C-004	<i>n</i> -Dodecyl- β -D-maltopyranoside DDM: deuterated tail 22% D	
NDF-C-005	<i>n</i> -Dodecyl- β -D-maltopyranoside DDM: head 55%D, tail 89%D http://dx.doi.org/doi:10.1107/S2052252518012186 http://dx.doi.org/10.1111/febs.14345 http://dx.doi.org/10.7554/eLife.71887	
NDF-C-006	Octyl β -D-glucopyranoside <i>n</i> -octyl glucoside OG: head 52%D, tail 94% D http://dx.doi.org/10.1111/febs.14345 https://doi.org/10.1107/S2052252520013974 http://dx.doi.org/10.1007/s00018-022-04428-6	
NDF-C-007	Raffinose- <i>d</i> ₁₄	
NDF-C-008	Lauryl maltose neopentyl glycol LMNG: head 45%D, tail 91%D	

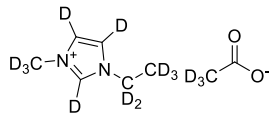
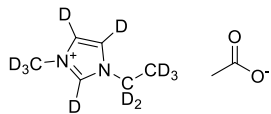
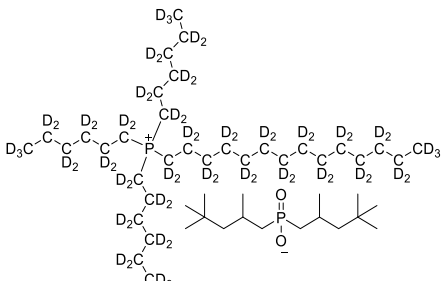
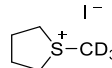
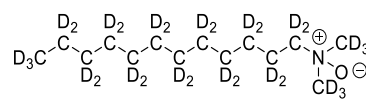
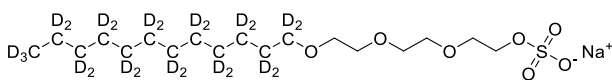
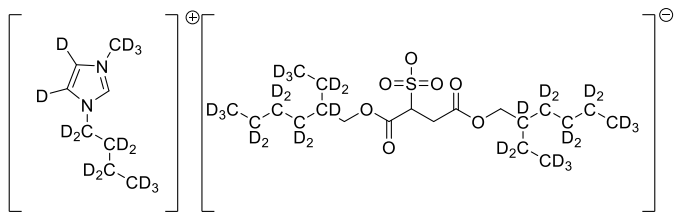
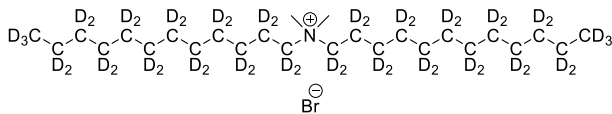
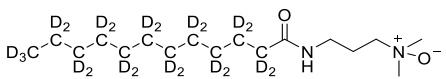
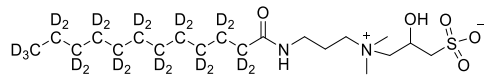
NDF-D. Ionic compounds/surfactants

Product code	Compound name/s and publication links	Chemical structure
NDF-D-001	Oleic betaine- d_{33} OAPB- d_{33} https://doi.org/10.1016/j.jcis.2018.09.046	
NDF-D-002	Sodium bis(2-ethylhexyl- d_{17}) sulfosuccinate	
NDF-D-003	1-Ethyl-3-methylimidazolium bromide- d_{11} EMIM Br- d_{11}	
NDF-D-004	[C _n mim] ⁺ (n = 2, 4, 8, 10) 1-Alkyl-3-methylimidazolium chloride (alkyl = ethyl, butyl, octyl, decyl) https://doi.org/10.1039/C9CP02479D http://dx.doi.org/10.1016/j.physb.2018.01.063 http://dx.doi.org/10.7566/JPSCP.33.011150 http://dx.doi.org/10.1149/2754-2734/ac6963	
NDF-D-005	Dodecyltrimethylammonium bromide- d_2 DTAB- d_2 http://dx.doi.org/10.1088/1361-648X/ab49a8 https://doi.org/10.1016/j.jcis.2021.09.019	
NDF-D-006	1-Hexyl-3-methyl-imidazolium- d_{19} bis(oxalato)borate	
NDF-D-007	1-Hexyl-3-methyl-4,5- d_2 -imidazolium bis(oxalate)borate	
NDF-D-008	1-Hexyl- d_{13} -3-methyl- d_3 -imidazolium bis(oxalato)borate	

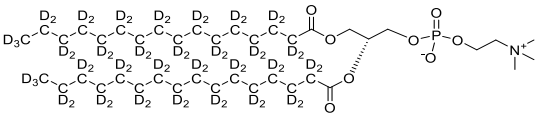
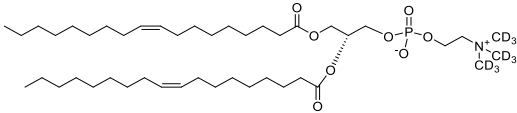
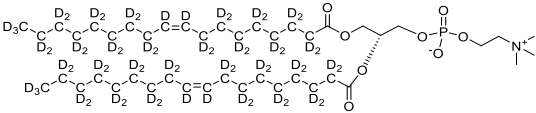
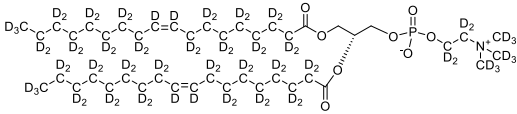
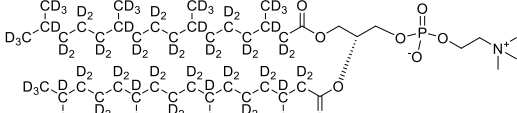
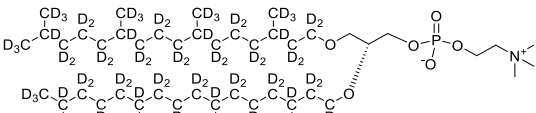
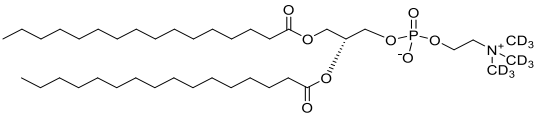
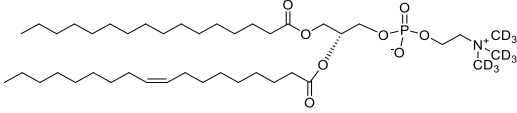
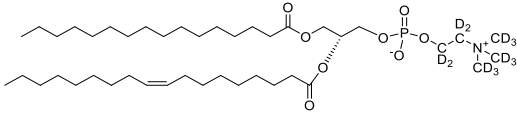
NDF-D. Ionic compounds/surfactants

Product code	Compound name/s and publication links	Chemical structure
NDF-D-009	1-Hexyl-3-methyl-imidazolium- d_{27} bis(oxalato)borate	
NDF-D-010	1-Decyl-3-methyl-4,5- d_2 -imidazolium bis(oxalato)borate	
NDF-D-011	1-Decyl- d_{21} -3-methyl- d_3 -imidazolium bis(oxalato)borate	
NDF-D-012	1-(3-Aminopropyl)imidazole- d_9	
NDF-D-013	N-2,4,6-Trimethylphenyl imidazole- d_{14} (MesIm) salt (d-(MesIm) $_2$ CD $_2$ Br $_2$) https://doi.org/10.1039/C4FD00182F	 
NDF-D-014	Sodium lauryl sulfate- d_{19} (selective)	
NDF-D-015	Dodecyltrimethylammonium chloride- d_{25}	
NDF-D-016	Dodecyltrimethylammonium chloride- d_{19} (selective)	
NDF-D-017	LA-DL14- d_{54} (WC 14 analogue)	

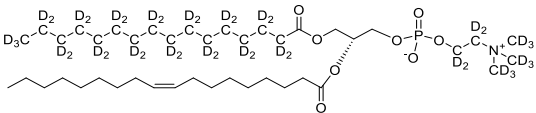
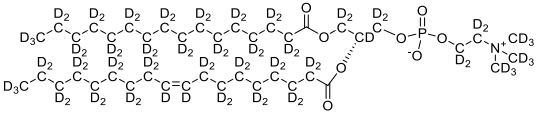
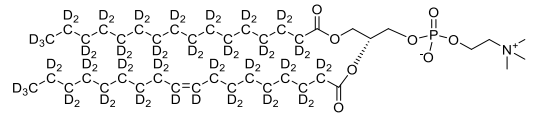
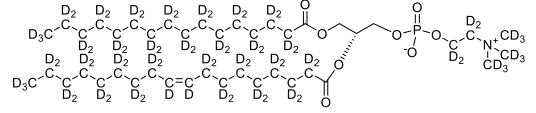
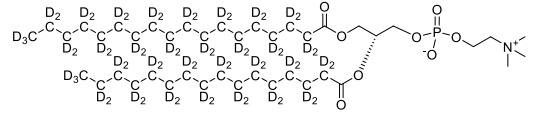
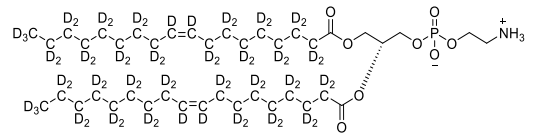
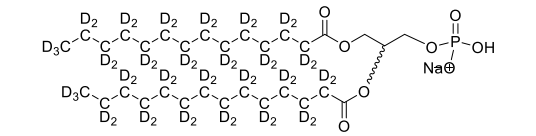
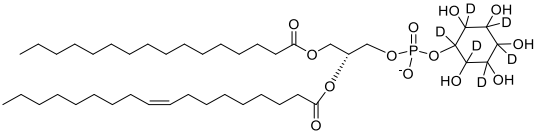
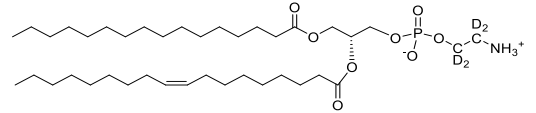
NDF-D. Ionic compounds/surfactants

Product code	Compound name/s and publication links	Chemical structure
NDF-D-018	1-Ethyl-3-methyl-imidazolium acetate- <i>d</i> ₁₄ EMIMAC- <i>d</i> ₁₄ https://doi.org/10.1021/acs.macromol.8b01425	
NDF-D-019	1-Ethyl-3-methyl-imidazolium acetate- <i>d</i> ₁₁ EMIMAC- <i>d</i> ₁₁	
NDF-D-020	<i>d</i> -Trihexyltetradecyl phosphonium bis(2,4,4-trimethylpentyl)phosphinate- <i>d</i> ₆₈ https://doi.org/10.1021/acs.jpcc.8b05952	
NDF-D-021	S-Methyl- <i>d</i> ₃ -tetrahydrothiophenium iodide	
NDF-D-022	<i>N,N</i> -Dimethyldodecan-1-amine <i>N</i> -oxide- <i>d</i> ₃₁ Lauryldimethylamine oxide- <i>d</i> ₃₁ LDAO- <i>d</i> ₃₁	
NDF-D-023	Sodium 2-[2-[2-(dodecyloxy)ethoxy]ethoxy]ethyl sulfate- <i>d</i> ₂₅	
NDF-D-024	[BMIM- <i>d</i> ₁₄][AOT- <i>d</i> ₃₀] 1-butyl-3-methylimidazolium- <i>d</i> ₁₄ 1,4-bis-2-ethylhexylsulfosuccinate- <i>d</i> ₃₀	
NDF-D-025	<i>N</i> -(Dodecyl- <i>d</i> ₂₅)- <i>N,N</i> -dimethyldodecan-1-aminium- <i>d</i> ₂₅ bromide DDAB- <i>d</i> ₅₀	
NDF-D-026	Lauramidopropyldimethylamine oxide- <i>d</i> ₂₃	
NDF-D-027	Lauramidopropyl hydroxysultaine- <i>d</i> ₂₃	

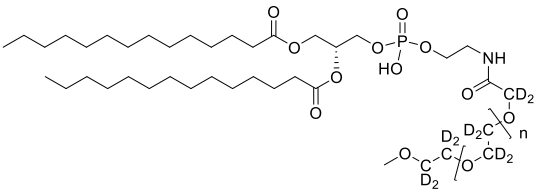
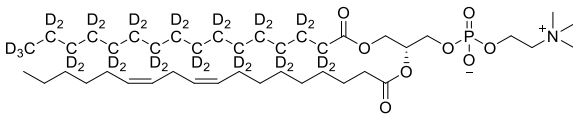
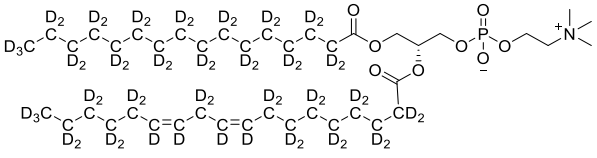
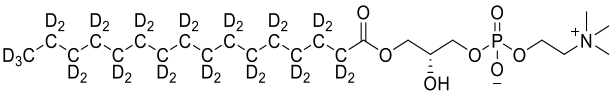
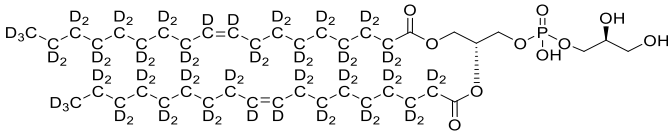
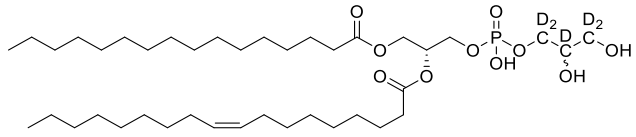
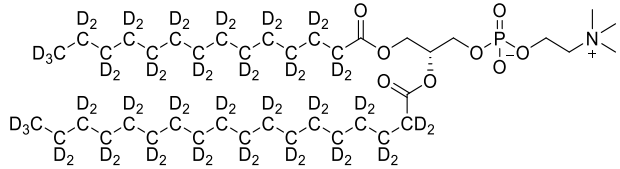
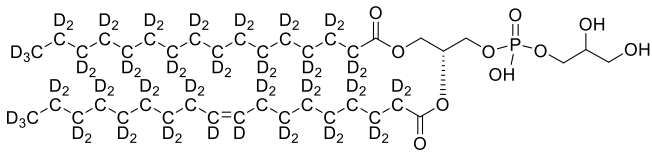
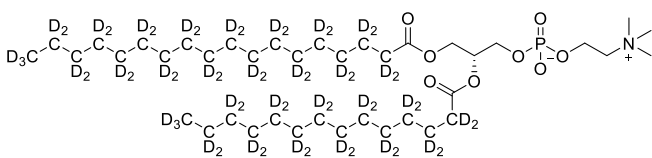
NDF-E. Phospholipids

Product code	Compound name/s (Publication links included if available)	Chemical structure
NDF-E-001	1,2-Dipalmitoyl- <i>sn</i> -glycero-3-phosphocholine- <i>d</i> ₆₂ DPPC- <i>d</i> ₆₂	
NDF-E-002	1,2-Dioleoyl- <i>sn</i> -glycero-3-phosphocholine- <i>d</i> ₉ DOPC- <i>d</i> ₉ https://doi.org/10.1016/j.colsurfb.2019.01.040	
NDF-E-003	1,2-Dioleoyl- <i>sn</i> -glycero-3-phosphocholine- <i>d</i> ₆₆ DOPC- <i>d</i> ₆₆ https://doi.org/10.1016/j.colsurfb.2019.01.040	
NDF-E-004	1,2-Dioleoyl- <i>sn</i> -glycero-3-phosphocholine- <i>d</i> ₇₉ DOPC- <i>d</i> ₇₉	
NDF-E-005	DphyPC- <i>d</i> ₇₈ (tail-deuterated) 1,2-di(3 <i>RS</i> ,7 <i>R</i> ,11 <i>R</i> -phytanoyl)- <i>sn</i> -glycero-3-phosphocholine https://doi.org/10.1016/j.chemphyslip.2014.04.004	
NDF-E-006	DPEPC- <i>d</i> ₈₂ (tail-deuterated) 1,2-di(3 <i>RS</i> ,7 <i>R</i> ,11 <i>R</i> -phytanoyl)- <i>sn</i> -glycero-3-phosphocholine https://doi.org/10.1016/j.chemphyslip.2014.04.004	
NDF-E-007	1,2-Palmitoyl- <i>sn</i> -glycero-3-phosphocholine- <i>d</i> ₉ DPPC- <i>d</i> ₉ https://doi.org/10.1016/j.colsurfb.2019.01.040	
NDF-E-008	1-Palmitoyl-2-oleoyl-glycero-3-phosphocholine- <i>d</i> ₉ POPC- <i>d</i> ₉	
NDF-E-009	1-Palmitoyl-2-oleoyl-glycero-3-phosphocholine- <i>d</i> ₁₃ POPC- <i>d</i> ₁₃ http://dx.doi.org/10.1021/acs.langmuir.0c02212	

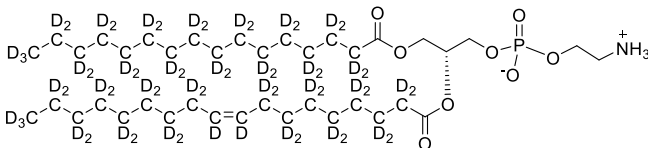
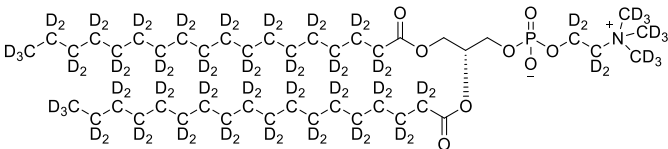
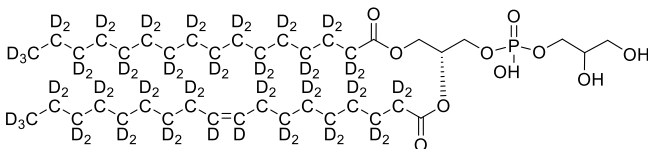
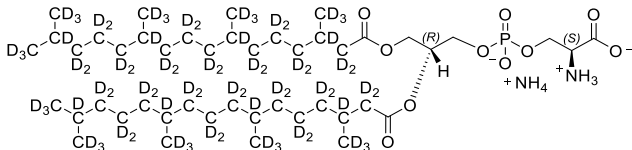
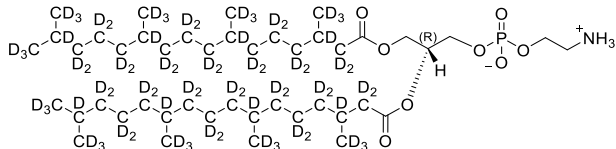
NDF-E. Phospholipids

Product code	Compound name/s (Publication links included if available)	Chemical structure
NDF-E-010	1-Palmitoyl-2-oleoyl-glycero-3-phosphocholine- <i>d</i> ₄₄ POPC- <i>d</i> ₄₄	
NDF-E-011	1-Palmitoyl-2-oleoyl-glycero-3-phosphocholine- <i>d</i> ₈₂ POPC- <i>d</i> ₈₂ http://dx.doi.org/10.1002/cplu.201500452 https://doi.org/10.3390/nano10122439	
NDF-E-012	1-Palmitoyl-2-oleoyl-glycero-3-phosphocholine- <i>d</i> ₆₄ POPC- <i>d</i> ₆₄ https://doi.org/10.1016/j.bj.2017.06.027 http://dx.doi.org/10.3389/fchem.2021.630152 https://doi.org/10.1016/j.bbalip.2020.158769 https://doi.org/10.1021/acsami.2c18956 https://doi.org/10.1016/j.jcis.2023.04.137	
NDF-E-013	1-Palmitoyl-2-oleoyl-glycero-3-phosphocholine- <i>d</i> ₇₇ POPC- <i>d</i> ₇₇ https://doi.org/10.1016/j.bbalip.2020.158769 http://dx.doi.org/10.7554/eLife.71887	
NDF-E-014	Hydro soy phosphocholine- <i>d</i> ₇₀ HSPC- <i>d</i> ₇₀ https://doi.org/10.1016/j.colsurfb.2019.110362 https://doi.org/10.1002/macp.202300315	
NDF-E-015	1,2-Dioleoyl phosphatidylethanolamine- <i>d</i> ₆₆ DOPE- <i>d</i> ₆₆	
NDF-E-016	1,2-Dilauroyl- <i>sn</i> -glycero-3-phosphate- <i>d</i> ₄₆ DLPA- <i>d</i> ₄₆	
NDF-E-017	1-Palmitoyl-2-oleoyl- <i>sn</i> -glycero-3-phosphoinositol- <i>d</i> ₆	
NDF-E-018	1-Palmitoyl-2-oleoyl- <i>sn</i> -glycero-3-phosphoethanolamine- <i>d</i> ₄ POPE- <i>d</i> ₄	

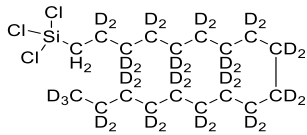
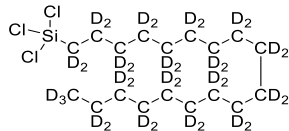
NDF-E. Phospholipids

Product code	Compound name/s (Publication links included if available)	Chemical structure
NDF-E-019	1,2-Dimyristoyl-glycero-3-phosphoethanolamine-N-[(polyethylene glycol)-methoxy]	
NDF-E-020	1-Palmitoyl- <i>d</i> ₃₁ -2-linoleoyl- <i>sn</i> -glycero-3-phosphocholine PLPC- <i>d</i> ₃₁	
NDF-E-021	1-Palmitoyl-2-linoleoyl- <i>sn</i> -glycero-3-phosphocholine- <i>d</i> ₆₂ PLPC- <i>d</i> ₆₂ https://doi.org/10.1002/adsc.202200616 https://doi.org/10.1016/j.jcis.2023.04.137	
NDF-E-022	1-Palmitoyl- <i>sn</i> -glycero-3-phosphocholine- <i>d</i> ₃₁	
NDF-E-023	1,2-Dioleoyl- <i>d</i> ₆₆ - <i>sn</i> -glycero-3-phospho-(1'- <i>sn</i> -glycerol) DOPG- <i>d</i> ₆₆	
NDF-E-024	1-Palmitoyl-2-oleoyl- <i>sn</i> -glycero-3-phospho-(1'- <i>rac</i> -glycerol)- <i>d</i> ₅ POPG- <i>d</i> ₅	
NDF-E-025	1-Myristoyl- <i>d</i> ₂₇ -2-stearoyl- <i>d</i> ₃₅ - <i>sn</i> -glycero-3-phosphocholine MSPC- <i>d</i> ₆₂	
NDF-E-026	1-Palmitoyl- <i>d</i> ₃₁ -2-oleoyl- <i>d</i> ₃₃ - <i>sn</i> -glycero-3-phospho-(1'- <i>rac</i> -glycerol) POPG- <i>d</i> ₆₄	
NDF-E-027	1-Stearoyl- <i>d</i> ₃₅ -2-myristoyl- <i>d</i> ₂₇ - <i>sn</i> -glycero-3-phosphocholine SMPC- <i>d</i> ₆₂	

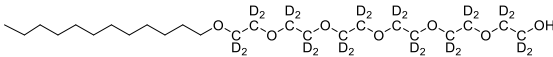
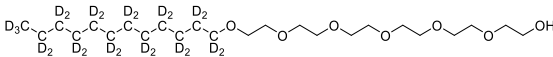
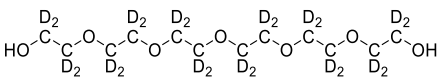
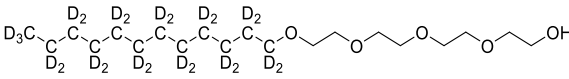
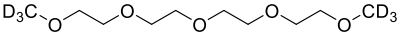
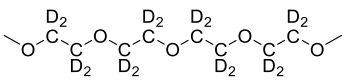
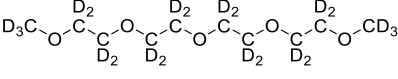
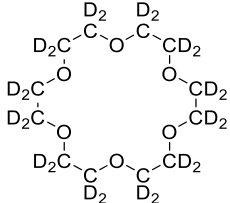
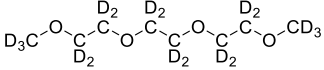
NDF-E. Phospholipids

Product code	Compound name/s (Publication links included if available)	Chemical structure
NDF-E-028	1-Palmitoyl- d_{31} -2-oleoyl- d_{33} -sn-glycero-3-phosphoethanolamine POPE- d_{64} 16:0-18:1 PE- d_{64}	
NDF-E-029	1,2-distearoyl- d_{70} -sn-glycero-3-phosphocholine- d_{13} DSPC- d_{83} 18:0 PC- d_{83}	
NDF-E-030	1-palmitoyl- d_{31} -2-oleoyl- d_{33} -sn-glycero-3-phospho-(1'-rac-glycerol) POPG- d_{64} 16:0-18:1 PG- d_{64}	
NDF-E-031	1,2-Diphytanoyl- d_{78} -sn-glycero-3-phospho-L-serine DPhyPS- d_{78}	
NDF-E-032	1,2-Diphytanoyl- d_{78} -sn-glycero-3-phosphoethanolamine DPhyPE- d_{78}	

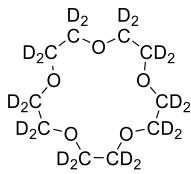
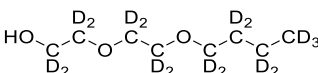
NDF-F. Silicon containing compounds

Product code	Compound name/s and publication links	Chemical structure
NDF-F-001	Octadecyltrichlorosilane- <i>d</i> ₃₅ OTS- <i>d</i> ₃₅ http://dx.doi.org/10.1039/C5CP02702K	
NDF-F-002	Octadecyltrichlorosilane- <i>d</i> ₃₇ OTS- <i>d</i> ₃₇	

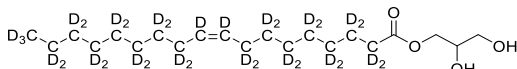
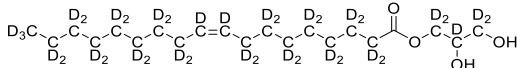
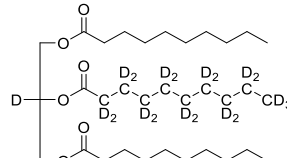
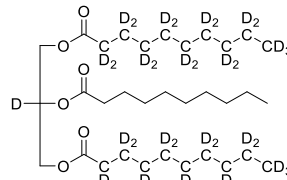
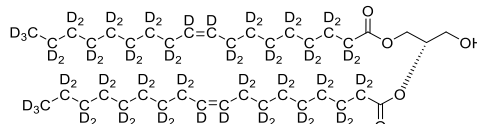
NDF-G. Glycols and related compounds

Product code	Compound name/s and publication links	Chemical structure
NDF-G-001	Hexaethylene glycol- <i>d</i> ₂₄ -monododecyl ether	
NDF-G-002	Hexaethylene glycol monododecyl ether- <i>d</i> ₂₅	
NDF-G-003	Hexaethylene glycol- <i>d</i> ₂₄	
NDF-G-004	Tetraethylene glycol monododecyl ether- <i>d</i> ₂₅	
NDF-G-005	Tetraethylene glycol- <i>h</i> ₁₆ -dimethyl ether- <i>d</i> ₆	
NDF-G-006	Tetraethylene glycol- <i>d</i> ₁₆ -dimethyl ether- <i>h</i> ₁₆ Tetraglyme- <i>d</i> ₁₆ http://dx.doi.org/10.1039/C6CP00176A	
NDF-G-007	Tetraethylene glycol- <i>h</i> ₆ -dimethylether- <i>d</i> ₂₂ Tetraglyme- <i>d</i> ₂₂ http://dx.doi.org/10.1039/C6CP00176A	
NDF-G-008	18-Crown-6- <i>d</i> ₂₄ http://dx.doi.org/doi.org/10.1071/CH21306	
NDF-G-009	Triglyme- <i>d</i> ₁₈	

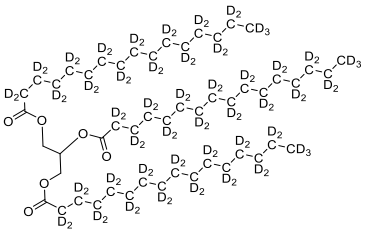
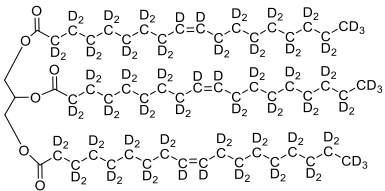
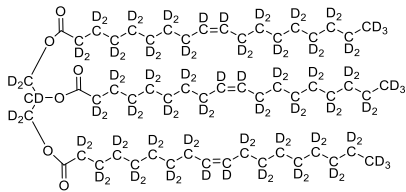
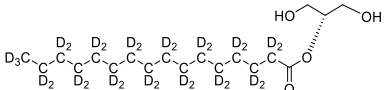
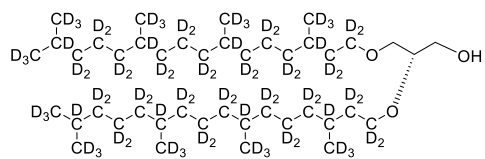
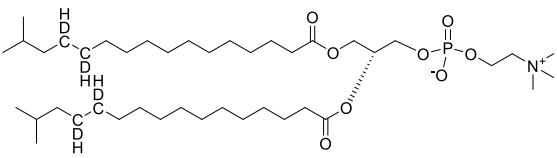
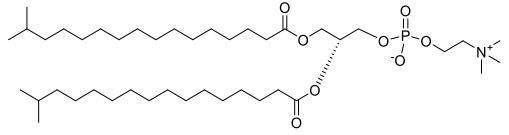
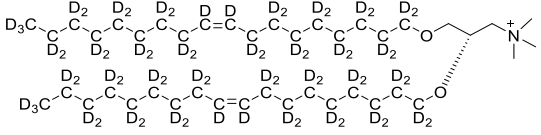
NDF-G. Glycols and related compounds

Product code	Compound name/s and publication links	Chemical structure
NDF-G-010	15-Crown-5- d_{20}	
NDF-G-011	Diethyleneglycol monobutyl ether- d_{17}	

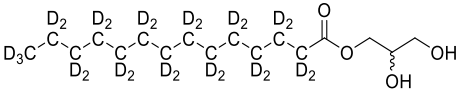
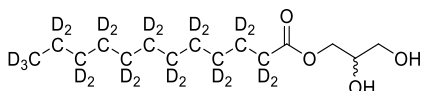
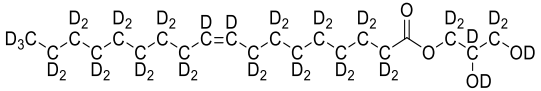
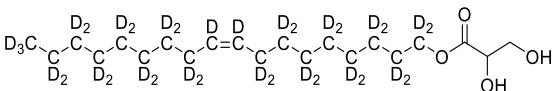
NDF-H. Glycerides

Product code	Compound name/s and publication links	Chemical structure
NDF-H-001	1-Monoolein- d_{33} GMO- d_{33}	
NDF-H-002	1-Monoolein- d_{38} GMO- d_{38} https://doi.org/10.1021/acs.langmuir.9b00647 http://dx.doi.org/10.3389/fchem.2020.619470 http://dx.doi.org/doi:10.1107/S2052252520013974 https://doi.org/10.1107/S2052252520013974	
NDF-H-003	Tricaprin- d_{19} https://doi.org/10.1016/j.chemphyslip.2015.06.007	
NDF-H-004	Tricaprin- d_{38} https://doi.org/10.1016/j.chemphyslip.2015.06.007	
NDF-H-005	1,2-di-oleoyl- d_{66} -glycerol	

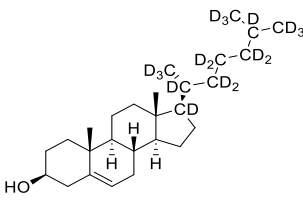
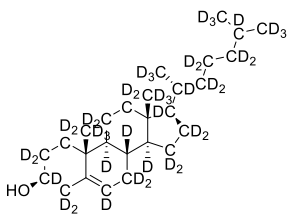
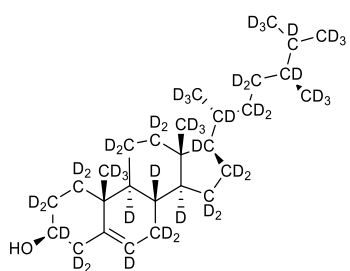
NDF-H. Glycerides

Product code	Compound name/s and publication links	Chemical structure
NDF-H-006	<p>Tripalmitin-d_{93}</p> <p>https://doi.org/10.1016/j.foostr.2019.100124 http://dx.doi.org/10.1016/j.chemphyslip.2019.02.011</p>	
NDF-H-007	<p>Triolein-d_{99}</p>	
NDF-H-008	<p>Triolein-d_{104}</p> <p>https://doi.org/10.1021/acsami.3c11767</p>	
NDF-H-009	<p>2-Monopalmitin-d_{31}</p>	
NDF-H-010	<p>GDPE-d_{82}</p> <p>1,2-di-phytanyl-sn-glycerol-d_{82}</p> <p>Diphytanyl-diglyceride ether lipid</p>	
NDF-H-011	<p>d_2-Isoheptadodecanoic phosphatidyl choline</p>	
NDF-H-012	<p>h_2-Isoheptadodecanoic phosphatidyl choline</p>	
NDF-H-013	<p>1,2-di-O-oleyl-3-trimethylammonium propane (chloride salt)</p> <p>DOTMA-d_{70}</p>	

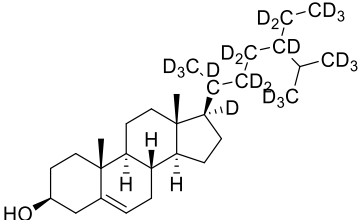
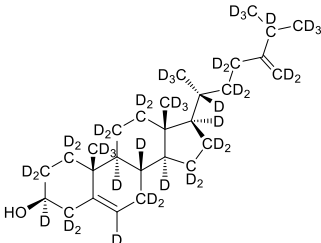
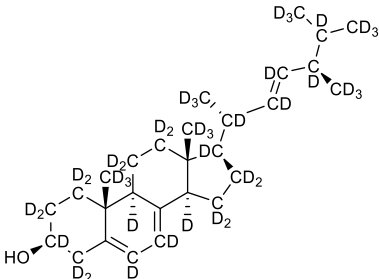
NDF-H. Glycerides

Product code	Compound name/s and publication links	Chemical structure
NDF-H-014	Monomyristin- <i>d</i> ₂₇	
NDF-H-015	Monolaurin- <i>d</i> ₂₃	
NDF-H-016	Monoolein- <i>d</i> ₄₀ https://doi.org/10.1021/acsnano.3c01095	
NDF-H-017	Oleyl glycerate- <i>d</i> ₃₅	

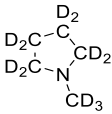
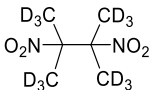
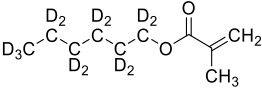
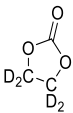
NDF-I. Sterols

Product code	Compound name/s and publication links	Chemical structure
NDF-I-001	Cholesterol- <i>d</i> ₁₈	
NDF-I-002	Cholesterol- <i>d</i> ₄₅ http://dx.doi.org/10.21203/rs.3.rs-531349/v1 http://dx.doi.org/10.1021/acsnano.0c10064 http://dx.doi.org/10.1021/acsinfectdis.2c00215 https://doi.org/10.1016/j.jlr.2022.100290 https://doi.org/10.1016/j.jcis.2023.01.043 https://doi.org/10.1016/j.jcis.2023.04.137 https://doi.org/10.1039/D3OB00754E https://doi.org/10.1126/science.adf0966	
NDF-I-003	22,23-Dihydrobrassicasterol- <i>d</i> ₄₇ https://doi.org/10.1039/D3OB00754E	

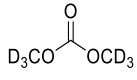
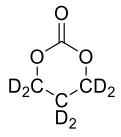
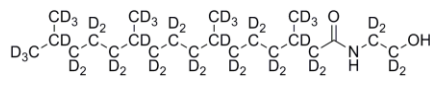
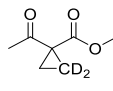
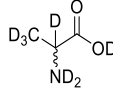
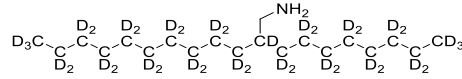
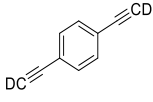
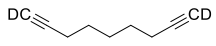
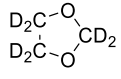
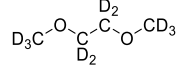
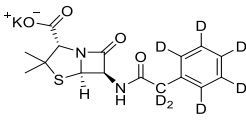
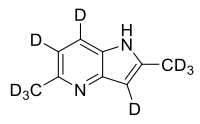
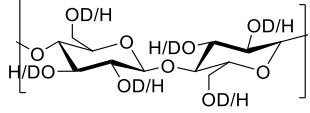
NDF-I. Sterols

Product code	Compound name/s and publication links	Chemical structure
NDF-I-004	Sitosterol- <i>d</i> ₂₂	
NDF-I-005	24-Methylenecholesterol- <i>d</i> ₄₅	
NDF-I-006	Ergosterol- <i>d</i> ₄₃	


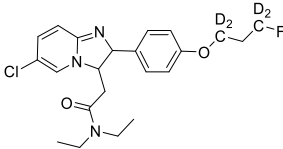
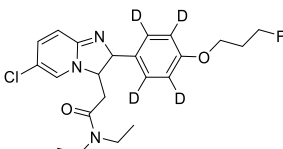
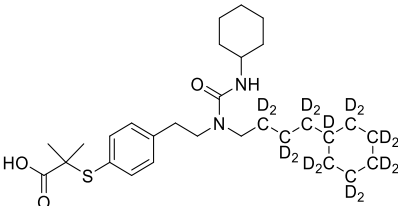
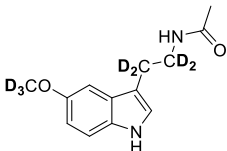
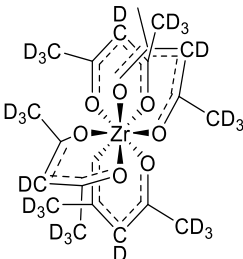
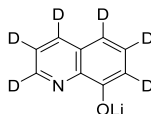
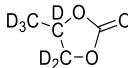
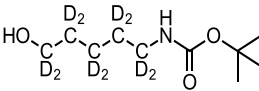
NDF-J. Miscellaneous

Product code	Compound name/s and publication links	Chemical structure
NDF-J-001	N-methyl Pyrrolidine- <i>d</i> ₁₁	
NDF-J-002	2,3-Dimethyl-2,3-dinitrobutane- <i>d</i> ₁₂ DMNB- <i>d</i> ₁₂ http://dx.doi.org/10.1038/ncomms9240	
NDF-J-003	Monomer d-hexyl-h-methacrylate- <i>d</i> ₁₃	
NDF-J-004	Ethylene carbonate- <i>d</i> ₄ EC- <i>d</i> ₄ https://doi.org/10.1002/jccs.201900448	

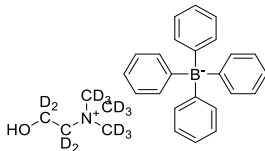
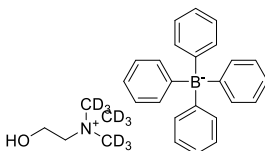
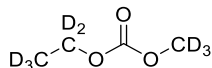
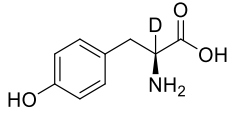
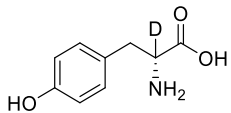
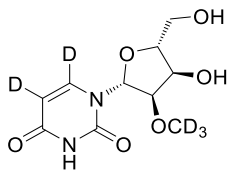
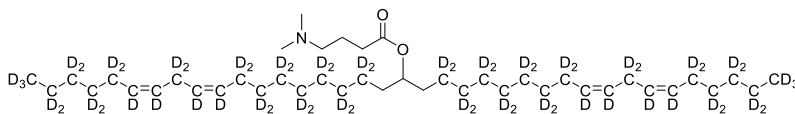
NDF-J. Miscellaneous

Product code	Compound name/s and publication links	Chemical structure
NDF-J-005	Dimethyl carbonate- d_6	
NDF-J-006	Trimethylene carbonate- d_6	
NDF-J-007	Phytanoyl monoethylamine- d_{43} http://dx.doi.org/10.1021/acs.jpcclett.6b01173	
NDF-J-008	Methyl-1-acetylcyclopropane- d_2 carboxylate	
NDF-J-009	DL-Alanine- d_7	
NDF-J-010	2-Octyl dodecylamine- d_{39}	
NDF-J-011	1,4-Diethynylbenzene- d_2	
NDF-J-012	1,8-Nonadiyne- d_2	
NDF-J-013	1,3-Dioxolone- d_6	
NDF-J-014	1,2-Dimethoxy ethane- d_{10}	
NDF-J-015	Benzyl penicillin- d_7	
NDF-J-016	2,5-Dimethyl-4-azaindole- d_9	
NDF-J-017	Cellulose nanocrystal-OD	

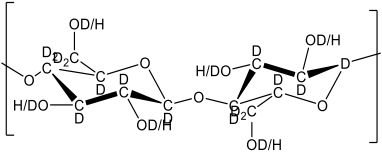
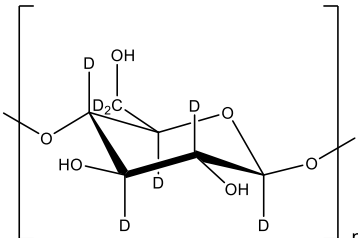
NDF-J. Miscellaneous

Product code	Compound name/s and publication links	Chemical structure
NDF-J-018	Acetonitrile- d_3	
NDF-J-019	PBR111- d_4 (propyl) https://doi.org/10.1016/j.aca.2019.02.025	
NDF-J-020	PBR111- d_4 (ring) https://doi.org/10.1016/j.aca.2019.02.025	
NDF-J-021	2-(4-(2-(1-Cyclohexanebutyl- d_{17})-3-cyclohexylureido)ethyl)-phenyl-thio)-2-methyl-propionic acid [D17]GW7647	
NDF-J-022	Melatonin- d_7	
NDF-J-023	Zirconium Acetylacetonate- d_{28}	
NDF-J-024	8-Hydroxyquinolinatolithium- d_6	
NDF-J-025	1,2-Propylene carbonate- d_6	
NDF-J-026	5-(Boc-amino)-1-pentanol- d_{10}	

NDF-J. Miscellaneous

Product code	Compound name/s and publication links	Chemical structure
NDF-J-027	Choline- <i>d</i> ₁₃ tetraphenylborate	
NDF-J-028	Choline- <i>d</i> ₉ tetraphenylborate	
NDF-J-029	Ethylmethyl carbonate- <i>d</i> ₈	
NDF-J-030	L-Tyrosine- <i>d</i> ₁	
NDF-J-031	D-Tyrosine- <i>d</i> ₁	
NDF-J-032	2'-O-methyluridine- <i>d</i> ₅	
NDF-J-033	4-(dimethylamino)-butanoic acid, (10 <i>Z</i> ,13 <i>Z</i>)- 1-(9 <i>Z</i> ,12 <i>Z</i>)-9,12-octadecadien-1-yl-10,13- nonadecadien-1-yl ester- <i>d</i> ₆₂ D-Lin-MC3-DMA- <i>d</i> ₆₂	

NDF-K. Biopolymers

Product code	Compound name/s and publication links	Chemical structure
NDF-K-002	Cellulose http://dx.doi.org/10.1021/acs.macromol.8b01425 http://dx.doi.org/10.1021/acs.biomac.7b00593 http://dx.doi.org/10.1007/s10570-016-1108-6 http://dx.doi.org/10.1038/srep36119 http://dx.doi.org/10.1021/acs.macromol.1c00833	 <p>The diagram shows a repeating unit of a deuterated cellulose polymer chain. It consists of two glucose units linked by a beta-1,4-glycosidic bond. The units are shown in their cyclic pyranose form. Deuterium (D) atoms are substituted for hydrogen (H) at various positions: C2, C3, and C6 of the first glucose unit, and C2, C3, and C6 of the second glucose unit. The hydroxyl groups at C4 and C6 are labeled as OD/H, indicating they are not deuterated. The entire unit is enclosed in large square brackets with a subscript 'n'.</p>
NDF-K-003	Deuterated starch	 <p>The diagram shows a repeating unit of a deuterated starch polymer chain. It consists of a single glucose unit in its cyclic pyranose form. Deuterium (D) atoms are substituted for hydrogen (H) at C2, C3, and C6. The hydroxyl groups at C4 and C6 are labeled as OH, indicating they are not deuterated. The unit is enclosed in large square brackets with a subscript 'n'.</p>

NDF-L. Proteins

Product Code	Category	Publication links
NDF-L-001	Partially deuterated protein* Up to 88 (± 2) % D incorporation (based on non-exchangeable hydrogens).	http://dx.doi.org/10.1007/978-1-4939-8760-3_7 http://dx.doi.org/10.1039/C8TB02465K http://dx.doi.org/10.1074/jbc.RA118.001860 http://dx.doi.org/10.1016/j.foodhyd.2017.11.045 http://dx.doi.org/10.1021/acs.langmuir.7b02872 http://dx.doi.org/10.1098/rsif.2015.0164 http://dx.doi.org/10.1021/bm400356m http://dx.doi.org/10.1098/rsif.2012.0987 https://doi.org/10.1016/j.bpj.2012.06.042 http://dx.doi.org/10.1073/pnas.1116975109 http://dx.doi.org/10.1039/C2SM25082A https://doi.org/10.1016/j.fbp.2011.12.004 https://doi.org/10.1007/s00249-022-01620-1 http://doi.org.10.1126/sciadv.abq2202 https://doi.org/10.1038/s42003-023-04502-0 https://doi.org/10.1021/acs.langmuir.2c03129
NDF-L-002	Perdeuterated protein* ≥ 99 % D incorporation (based on non-exchangeable hydrogens).	http://dx.doi.org/10.7566/JSPSC.25.011003 https://doi.org/10.1016/j.ab.2015.06.008 http://dx.doi.org/10.1016/j.jmb.2020.08.011
NDF-L-003	Triple-labelled (²H/¹³C/¹⁵N) protein* Partial ² H and uniform ¹³ C/ ¹⁵ N labelling.	http://dx.doi.org/10.1038/s42003-018-0063-1 http://dx.doi.org/10.1039/C5CC07345F http://dx.doi.org/10.1021/ja504603g http://dx.doi.org/10.1002/anie.201205625 http://dx.doi.org/10.1007/s10858-020-00339-5 http://dx.doi.org/10.1038/s41418-022-00965-6
NDF-L-004	Double-labelled (²H/¹⁵N) protein* Partial ² H and uniform ¹⁵ N labelling.	http://dx.doi.org/10.1371/journal.pone.0200387 http://dx.doi.org/10.1016/j.pep.2022.106121
NDF-L-005	Double-labelled (¹³C/¹⁵N) protein* Uniform ¹³ C/ ¹⁵ N labelling.	https://doi.org/10.1016/j.jbc.2023.104568
NDF-L-006	Selectively-labelled protein* Various labelling schemes possible.	Additional information available upon request

*Biomass or purified protein available